


RPL201H

HEAVY-DUTY RIDE-ON PALLET TRUCK H 2.0T

 2000 kg  120 mm  24 V Li-Ion




The RPL201(H) is ideal for large warehouses, distribution centers, and logistics hubs where operators must cover long distances quickly and efficiently. With a suspended foldable platform, reinforced sidearms, and creep speed mode, it delivers comfort and control in both long travel runs and confined areas. Businesses handling high-volume pallet transfers will benefit most from the high-speed configuration.

SPECIFICATION	REF	UNIT	VALUE
Manufacturer			EP
Model designation			RPL201H
Battery voltage		V	24
Rated capacity	Q	kg	2000
Load centre distance	c	mm	600
Service weight		kg	670
Lift	h ₃	mm	120
Overall length	l ₁	mm	1860
Overall width	b ₁ /b ₂	mm	734
Length to face of forks	l ₂	mm	710
Fork dimensions	s/e/l	mm	55x170x1150
Turning radius	W _a	mm	1700
Drive			Electric
Operator type			Standing
Load distance, centre of drive axle to fork	x	mm	980
Wheelbase	y	mm	1418

Features

High-speed configuration

The RPL201(H) offers a high-speed option that improves productivity in large warehouses and logistics hubs. This enables operators to transfer pallets faster without sacrificing safety or control.



Powerful Li-ion technology

Powered by a 24V/205Ah maintenance-free Li-ion battery, the truck supports rapid and opportunity charging through an external plug. This eliminates downtime and maximizes productivity across multi-shift operations.

Safety and stability enhancements

Features like automatic cornering speed reduction, stabilizing wheels, and optimized counterweight placement provide excellent travel stability and safer operation at higher speeds.



Operator comfort and ergonomics

Equipped with a suspended foldable platform, protective sidearms, and ergonomic proportional steering, the RPL201(H) prioritizes operator comfort during long-distance transport. These features help reduce fatigue and improve overall efficiency.

VDI Chart

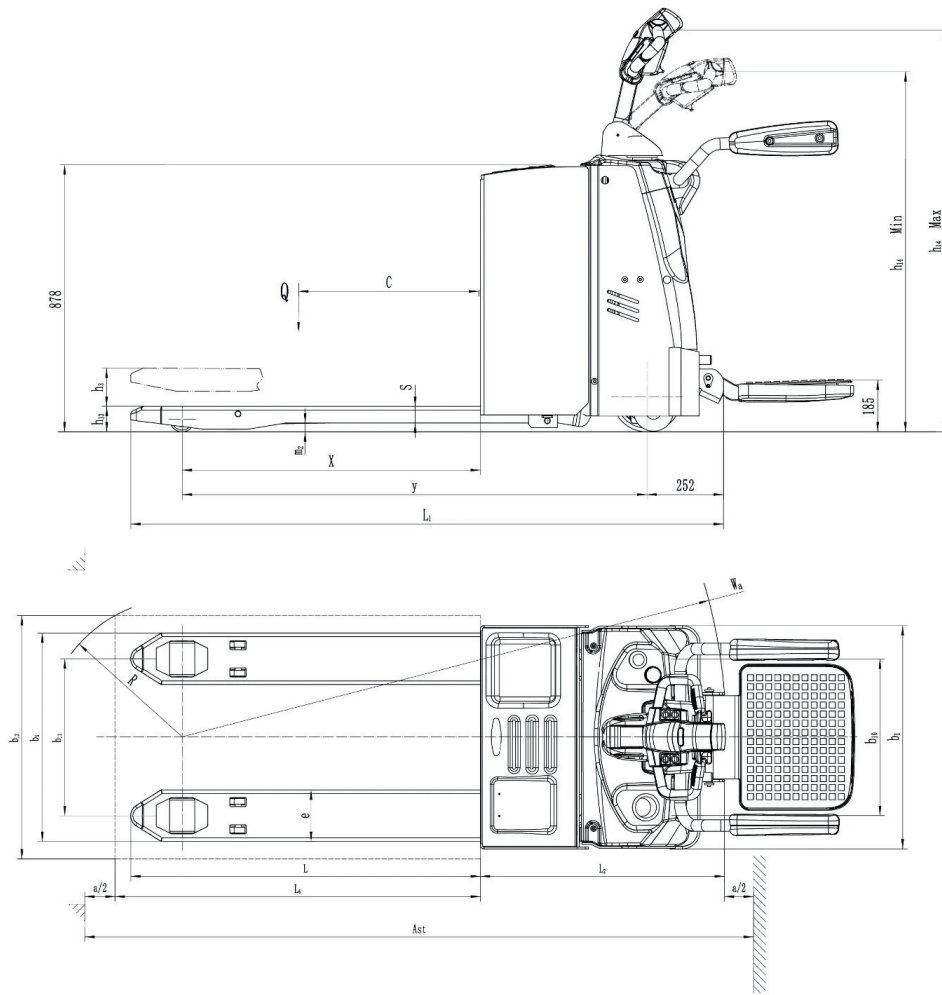
	SPECIFICATION	REF	UNIT	VALUE
1.1	Manufacturer			EP
1.2	Model designation			RPL201H
1.3	Drive			Electric
1.4	Operator type			Standing
1.5	Rated capacity	Q	kg	2000
1.6	Load centre distance	c	mm	600
1.8	Load distance, centre of drive axle to fork	x	mm	980
1.9	Wheelbase	y	mm	1418
2.1	Service weight		kg	670
2.2	Axle loading, laden front/rear		kg	1060/1610
2.3	Axle loading, unladen front/rear		kg	540/130
3.1	Tyres			Polyurethane
3.2	Tyre size, front		mm	Φ230x75
3.3	Tyre size, rear		mm	Φ85x70/Φ83x115
3.4	Additional wheels (castor wheels)		mm	Φ130x55
3.5	Wheels, number front/rear (x=drive wheels)			1x+2/4/1x+2/2
3.6	Tread width, front	b ₁₀	mm	510
3.7	Tread width, rear	b ₁₁	mm	370/515
4.4	Lift	h ₃ h ₁₄	mm	120
4.9	Height drawbar in driving position min./max.	h ₁₃	mm	1075/1288
4.15	Height, lowered	l ₁	mm	85
4.19	Overall length	l ₂	mm	1860
4.20	Length to face of forks	b ₁ /b ₂	mm	710
4.21	Overall width	s/e/l	mm	734
4.2	Fork dimensions	b ₅	mm	55x170x1150
2	Distance between fork-arms	m ₂	mm	540 / 685
4.32	Ground clearance, centre of wheelbase	A _{st}	mm	30
5 4.34.1	Aisle width for pallets 1000×1200 crossways	A _{st}	mm	2500
4.34.2	Aisle width for pallets 800 × 1200 lengthways	W _a	mm	2360
4.35	Turning radius		mm	1700
5.1	Travel speed, laden/unladen		km/	9/12
5.2	Lift speed, laden/unladen		h	0.050/0.05
			m/s	4

	SPECIFICATION	REF	UNIT	VALUE
5.3	Lowering speed, laden/unladen		m/s	0.067/0.054
5.8	Max. gradeability, laden/unladen		%	8/16
5.1	Service brake			Electromagnetic
0	Drive motor rating S2 60 min		kW	2.5
6.1	Lift motor rating at S3 15%		kW	2.2
6.2 6.4.1	Battery voltage		V	24
6.4.2	Battery nominal capacity K5		Ah	205
6.4.3	Battery type			Li-Ion
6.5	Battery weight		kg	62
8.1	Type of drive unit			AC
10.	Steering design			Electronic
5	Sound pressure level at the driver's seat		dB(A)	74

10.

Subject to modification of specifications and designs without prior notice as part of continuous product improvement. Images and technical data shown may include optional features and are provided for reference only. All dimensions are subject to standard manufacturing tolerances.

VDI Drawing



Fork length (mm)	Load capacity (kg)		
	RPL201/RPL201H	RPL251	RPL301
850	2000KG	2500KG	3000KG
1000			
1150			
1220			
1300			
1450	1800KG	2700KG	
1600			
1800			
2000	1600KG	2500KG	
2200			
2400			

Options

ITEM	OPTIONS (optional items marked in yellow)
Fork lowered height	85
Load wheel type	Double Single
Load wheel material	PU
Drive wheel material	PU Carved PU Rubber
Battery capacity	205Ah (Li-ion truck) 280Ah (Lead-acid truck) 210Ah/345Ah (Lead-acid truck)
Charger	24V-100A external charger (for 205Ah battery) 24V-30A external charger (for 210/280Ah battery) 24V-50A external charger (for 345Ah battery)
Battery indicator	With hourmeter
Castor wheels	Yes and not customized
Fork length	1150/1220 850/100/1300/1450/1600/1800/2000/2200/2400
Load backrest height	1220 mm (48in) 1520 mm (60in)
Fork width	540/685